

Omanyala Tennis 10's

Boys 10 & Under Orange

Box 1

	1.	2.	3.	4.	5.	6.	7.
1. WEKESA Wallace		10-1	10-1	10-2	9-10	4-10	9-10
2. MUSYOKA Vonk	1-10		10-4	10-4	7-10	2-10	1-10
3. MUIGAI Dalton	1-10	4-10		10-1	1-10	2-10	1-10
4. SAGEKA Cedrick	2-10	4-10	1-10		2-10	2-10	0-10
5. GANDHI Vir	10-9	10-7	10-1	10-2		2-10	10-6
6. OCHIENG Maxwell	10-4	10-2	10-2	10-2	10-2		2-10
7. PATEL Rian	10-9	10-1	10-1	10-0	6-10	10-2	

Standings	Points	Wins	Losses	Sets	Games
1. Rian PATEL	10	5	1	5 - 1 (83.33%)	56 - 23 (70.89%)
2. Maxwell OCHIENG	10	5	1	5 - 1 (83.33%)	52 - 22 (70.27%)
3. Vir GANDHI	10	5	1	5 - 1 (83.33%)	52 - 35 (59.77%)
4. Wallace WEKESA	6	3	3	3 - 3 (50%)	52 - 34 (60.47%)
5. Vonk MUSYOKA	4	2	4	2 - 4 (33.33%)	31 - 48 (39.24%)
6. Dalton MUIGAI	2	1	5	1 - 5 (16.67%)	19 - 51 (27.14%)
7. Cedrick SAGEKA	0	0	6	0 - 6 (0%)	11 - 60 (15.49%)

Box 2

	1.	2.	3.	4.	5.	6.	7.
1. STEVE Fabian		No Result	W/O	W/O	No Result	W/O	W/O
2. OBADO Edgar	No Result		W/O	W/O	No Result	W/O	W/O
3. SIMIYU Sudheis	Opponent W/O	Opponent W/O		10-3	Opponent W/O	7-10	4-10
4. MWAURA George	Opponent W/O	Opponent W/O	3-10		Opponent W/O	8-10	3-10
5. MWANGI David	No Result	No Result	W/O	W/O		W/O	W/O
6. BRAVIN Adrian	Opponent W/O	Opponent W/O	10-7	10-8	Opponent W/O		1-10
7. ARIKA Glen	Opponent W/O	Opponent W/O	10-4	10-3	Opponent W/O	10-1	

Standings	Points	Wins	Losses	Sets	Games
1. Glen ARIKA	12	6	0	6 - 0 (100%)	48 - 8 (85.71%)
2. Adrian BRAVIN	10	5	1	5 - 1 (83.33%)	39 - 25 (60.94%)
3. Sudheis SIMIYU	8	4	2	4 - 2 (66.67%)	39 - 23 (62.9%)
4. George MWAURA	6	3	3	3 - 3 (50%)	32 - 30 (51.61%)
5. Edgar OBADO	0	0	4	0 - 4 (0%)	0 - 24 (0%)
6. Fabian STEVE	0	0	4	0 - 4 (0%)	0 - 24 (0%)
7. David MWANGI	0	0	4	0 - 4 (0%)	0 - 24 (0%)

Box 3

	1.	2.	3.	4.	5.	6.	7.
1. MIGUEL Brighton		4-10	10-1	10-3	10-1	3-10	10-1
2. CASTRO Fidel	10-4		10-3	10-7	10-1	10-8	10-8
3. LUBENGE Shal	1-10	3-10		3-10	10-8	4-10	4-10
4. OMBEVA Linsky	3-10	7-10	10-3		10-1	4-10	10-9
5. MUSASIA Jesse	1-10	1-10	8-10	1-10		1-10	1-10
6. MURAGE Matthew	10-3	8-10	10-4	10-4	10-1		10-1
7. OMONDI Moses	1-10	8-10	10-4	9-10	10-1	1-10	

Standings	Points	Wins	Losses	Sets	Games
1. Fidel CASTRO	12	6	0	6 - 0 (100%)	60 - 31 (65.93%)
2. Matthew MURAGE	10	5	1	5 - 1 (83.33%)	58 - 23 (71.6%)
3. Brighton MIGUEL	8	4	2	4 - 2 (66.67%)	47 - 26 (64.38%)
4. Linsky OMBEVA	6	3	3	3 - 3 (50%)	44 - 43 (50.57%)
5. Moses OMONDI	4	2	4	2 - 4 (33.33%)	39 - 45 (46.43%)
6. Shal LUBENGE	2	1	5	1 - 5 (16.67%)	25 - 58 (30.12%)
7. Jesse MUSASIA	0	0	6	0 - 6 (0%)	13 - 60 (17.81%)

Box 4

	1.	2.	3.	4.	5.	6.	7.
1. NGANGA Titus		10-8	7-10	Opponent W/O	Opponent W/O	4-10	8-10
2. OMONDI Henry	8-10		4-10	Opponent W/O	Opponent W/O	1-10	1-10
3. ASHIRAK Hedrian	10-7	10-4		Opponent W/O	Opponent W/O	9-10	10-5
4. WAFULA Moses	W/O	W/O	W/O		No Result	W/O	W/O
5. BLACKSTOCK James	W/O	W/O	W/O	No Result		W/O	W/O
6. KIHITI Markreinen	10-4	10-1	10-9	Opponent W/O	Opponent W/O		10-6
7. OTIENO Charles	10-8	10-1	5-10	Opponent W/O	Opponent W/O	6-10	

Standings	Points	Wins	Losses	Sets	Games
1. Markreinen KIHITI	12	6	0	6 - 0 (100%)	52 - 20 (72.22%)
2. Hedrian ASHIRAK	10	5	1	5 - 1 (83.33%)	51 - 26 (66.23%)
3. Charles OTIENO	8	4	2	4 - 2 (66.67%)	43 - 29 (59.72%)
4. Titus NGANGA	6	3	3	3 - 3 (50%)	41 - 38 (51.9%)
5. Henry OMONDI	4	2	4	2 - 4 (33.33%)	26 - 40 (39.39%)
6. Moses WAFULA	0	0	5	0 - 5 (0%)	0 - 30 (0%)
7. James BLACKSTOCK	0	0	5	0 - 5 (0%)	0 - 30 (0%)

1/2 Playoff

Box 1: 1st

A1
Box 3: 1st

A3

Box 2: 1st

A2
Box 4: 1st

3/4 Playoff

A1

B1
A2

5/6 Playoff

Box 1: 2nd

C1
Box 3: 2nd

C3

Box 2: 2nd

C2
Box 4: 2nd

7/8 Playoff

C1

D1
C2

9/10 Playoff

Box 1: 3rd

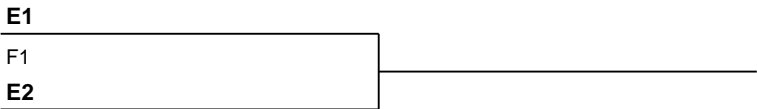
E1
Box 3: 3rd

E3

Box 2: 3rd

E2
Box 4: 3rd

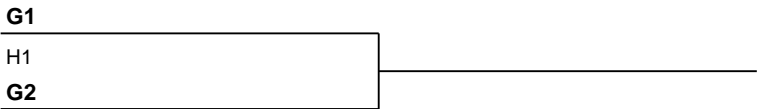
11/12 Playoff




13/14 Playoff



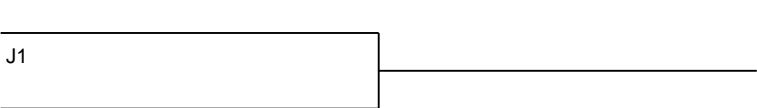
15/16 Playoff




17/18 Playoff



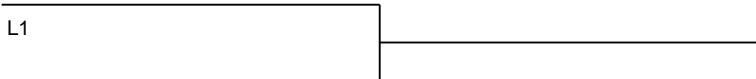
19/20 Playoff




21/22 Playoff



23/24 Playoff



25/26 Playoff



27/28 Playoff

