

# BUMBLEBEE TENNIS 10'S

## Boys 10 & Under Orange

### Box 1

	1.	2.	3.	4.	5.	6.
1. WEKESA Wallace		9-10	Opponent W/O	10-2	10-2	10-3
2. OTIENO Ryan	10-9		Opponent W/O	10-0	10-2	10-4
3. GANDHI Vir	W/O	W/O		W/O	W/O	W/O
4. MUSYOKA Vonk	2-10	0-10	Opponent W/O		10-7	6-10
5. LUBENGE Shal	2-10	2-10	Opponent W/O	7-10		7-10
6. VANDIESEL Moses	3-10	4-10	Opponent W/O	10-6	10-7	

Standings	Points	Wins	Losses	Sets	Games
1. Ryan OTIENO	10	5	0	5 - 0 (100%)	46 - 15 (75.41%)
2. Wallace WEKESA	8	4	1	4 - 1 (80%)	45 - 17 (72.58%)
3. Moses VANDIESEL	6	3	2	3 - 2 (60%)	33 - 33 (50%)
4. Vonk MUSYOKA	4	2	3	2 - 3 (40%)	24 - 37 (39.34%)
5. Shal LUBENGE	2	1	4	1 - 4 (20%)	24 - 40 (37.5%)
6. Vir GANDHI	0	0	5	0 - 5 (0%)	0 - 30 (0%)

### Box 2

	1.	2.	3.	4.	5.	6.	7.
1. NGANGA Titus		8-10	6-10	10-8	10-6	5-10	10-9
2. MIGUEL Brighton	10-8		10-9	10-6	9-10	10-8	10-2
3. WAFULA Moses	10-6	9-10		10-6	7-10	10-2	8-10
4. OMONDI Moses	8-10	6-10	6-10		10-7	10-5	8-10
5. OCHIENG Maxwell	6-10	10-9	10-7	7-10		10-2	9-10
6. SAGEKA Cedrick	10-5	8-10	2-10	5-10	2-10		6-10
7. KIHITI Markreinen	9-10	2-10	10-8	10-8	10-9	10-6	

Standings	Points	Wins	Losses	Sets	Games
1. Brighton MIGUEL	10	5	1	5 - 1 (83.33%)	59 - 43 (57.84%)
2. Markreinen KIHITI	8	4	2	4 - 2 (66.67%)	51 - 51 (50%)
3. Moses WAFULA	6	3	3	3 - 3 (50%)	54 - 44 (55.1%)
4. Maxwell OCHIENG	6	3	3	3 - 3 (50%)	52 - 48 (52%)
5. Titus NGANGA	6	3	3	3 - 3 (50%)	49 - 53 (48.04%)
6. Moses OMONDI	4	2	4	2 - 4 (33.33%)	48 - 52 (48%)
7. Cedrick SAGEKA	2	1	5	1 - 5 (16.67%)	33 - 55 (37.5%)

Box 3

	1.	2.	3.	4.	5.	6.	7.
1. SHAMA Ian		10-7	5-10	10-4	10-9	8-10	3-10
2. BRAVIN Adrian	7-10		1-10	10-7	7-10	0-10	0-10
3. CASTRO Fidel	10-5	10-1		10-0	10-6	10-3	10-8
4. OMONDI Henry	4-10	7-10	0-10		0-10	3-10	1-10
5. OTIENO Charles	9-10	10-7	6-10	10-0		1-10	1-10
6. OBIERO Zandro	10-8	10-0	3-10	10-3	10-1		10-4
7. ARIKA Glen	10-3	10-0	8-10	10-1	10-1	4-10	

Standings	Points	Wins	Losses	Sets	Games
1. Fidel CASTRO	12	6	0	6 - 0 (100%)	60 - 23 (72.29%)
2. Zandro OBIERO	10	5	1	5 - 1 (83.33%)	53 - 26 (67.09%)
3. Glen ARIKA	8	4	2	4 - 2 (66.67%)	52 - 25 (67.53%)
4. Ian SHAMA	6	3	3	3 - 3 (50%)	46 - 50 (47.92%)
5. Charles OTIENO	4	2	4	2 - 4 (33.33%)	37 - 47 (44.05%)
6. Adrian BRAVIN	2	1	5	1 - 5 (16.67%)	25 - 57 (30.49%)
7. Henry OMONDI	0	0	6	0 - 6 (0%)	15 - 60 (20%)

Box 4

	1.	2.	3.	4.	5.	6.	7.
1. OBADO Edgar		8-10	5-10	0-10	6-10	10-3	1-10
2. SIMIYU Sudheis	10-8		7-10	1-10	5-10	10-5	10-8
3. OLIECH Fidel	10-5	10-7		3-10	5-10	10-1	4-10
4. MURAGE Matthew	10-0	10-1	10-3		10-5	10-6	10-7
5. STEVE Fabian	10-6	10-5	10-5	5-10		10-0	10-9
6. MUIGAI Dalton	3-10	5-10	1-10	6-10	0-10		2-10
7. BLACKSTOCK James	10-1	8-10	10-4	7-10	9-10	10-2	

Standings	Points	Wins	Losses	Sets	Games
1. Matthew MURAGE	12	6	0	6 - 0 (100%)	60 - 22 (73.17%)
2. Fabian STEVE	10	5	1	5 - 1 (83.33%)	55 - 35 (61.11%)
3. James BLACKSTOCK	6	3	3	3 - 3 (50%)	54 - 37 (59.34%)
4. Fidel OLIECH	6	3	3	3 - 3 (50%)	42 - 43 (49.41%)
5. Sudheis SIMIYU	6	3	3	3 - 3 (50%)	43 - 51 (45.74%)
6. Edgar OBADO	2	1	5	1 - 5 (16.67%)	30 - 53 (36.14%)
7. Dalton MUIGAI	0	0	6	0 - 6 (0%)	17 - 60 (22.08%)

1/2 Playoff

Ryan OTIENO

10-7

Fidel CASTRO

Fidel CASTRO

10-7

Matthew MURAGE

Brighton MIGUEL

10-7

Matthew MURAGE

Matthew MURAGE

3/4 Playoff

Ryan OTIENO

B1

Brighton MIGUEL

5/6 Playoff

Wallace WEKESA

C1

Zandro OBIERO

C3

Markreinen KIHITI

C2

Fabian STEVE

7/8 Playoff

C1

D1

C2

9/10 Playoff

Moses VANDIESEL

E1

Glen ARIKA

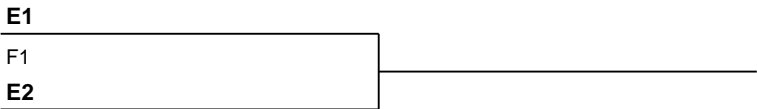
E3

Moses WAFULA


E2

James BLACKSTOCK

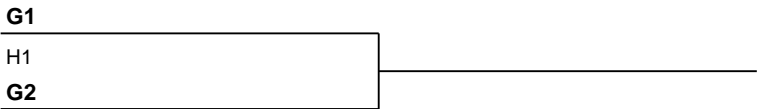
11/12 Playoff



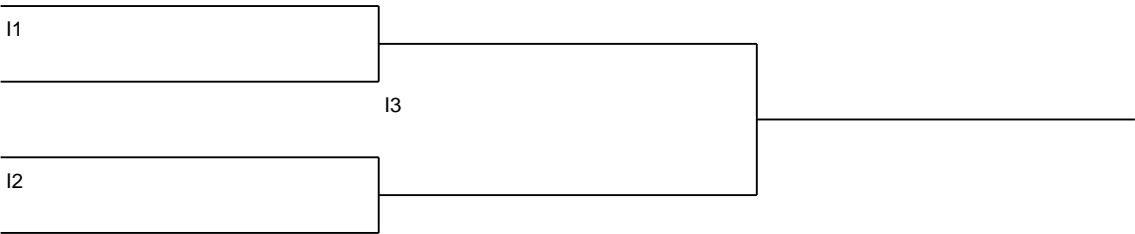
13/14 Playoff



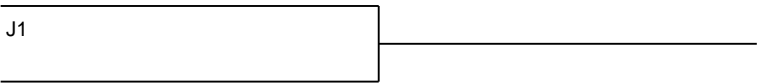
15/16 Playoff




17/18 Playoff



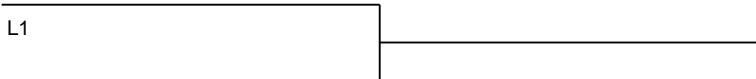
19/20 Playoff




21/22 Playoff



23/24 Playoff



25/26 Playoff



27/28 Playoff

