

Wild Card Tennis 10's  
Boys 10 & Under Orange

Box 1

	1.	2.	3.	4.	5.	6.
1. NJUGUNA Quincy		10-7	Opponent W/O	10-6	9-10	10-8
2. NJERU Ryan	7-10		Opponent W/O	10-4	7-10	10-6
3. OTIATO Fidel	W/O	W/O		W/O	W/O	W/O
4. MAINA Nathan	6-10	4-10	Opponent W/O		2-10	3-10
5. GANDHI Vir	10-9	10-7	Opponent W/O	10-2		10-9
6. KIMANI Samuel	8-10	6-10	Opponent W/O	10-3	9-10	

Standings	Points	Wins	Losses	Sets	Games
1. Vir GANDHI	10	5	0	5 - 0 (100%)	46 - 27 (63.01%)
2. Quincy NJUGUNA	8	4	1	4 - 1 (80%)	45 - 31 (59.21%)
3. Ryan NJERU	6	3	2	3 - 2 (60%)	40 - 30 (57.14%)
4. Samuel KIMANI	4	2	3	2 - 3 (40%)	39 - 33 (54.17%)
5. Nathan MAINA	2	1	4	1 - 4 (20%)	21 - 40 (34.43%)
6. Fidel OTIATO	0	0	5	0 - 5 (0%)	0 - 30 (0%)

Box 2

	1.	2.	3.	4.	5.	6.
1. KIMAMA Kelsey Raymond		2-10	10-7	10-0	2-10	Opponent W/O
2. ADRIAN Teddy	10-2		10-4	10-2	7-10	Opponent W/O
3. WANG Yiming	7-10	4-10		10-2	4-10	Opponent W/O
4. SAGEKA Cedrick	0-10	2-10	2-10		0-10	Opponent W/O
5. MURAGE Matthew	10-2	10-7	10-4	10-0		Opponent W/O
6. ANGIMA Nigell	W/O	W/O	W/O	W/O	W/O	

Standings	Points	Wins	Losses	Sets	Games
1. Matthew MURAGE	10	5	0	5 - 0 (100%)	46 - 13 (77.97%)
2. Teddy ADRIAN	8	4	1	4 - 1 (80%)	43 - 18 (70.49%)
3. Kelsey Raymond KIMAMA	6	3	2	3 - 2 (60%)	30 - 27 (52.63%)
4. Yiming WANG	4	2	3	2 - 3 (40%)	31 - 32 (49.21%)
5. Cedrick SAGEKA	2	1	4	1 - 4 (20%)	10 - 40 (20%)
6. Nigell ANGIMA	0	0	5	0 - 5 (0%)	0 - 30 (0%)

Box 3

	1.	2.	3.	4.	5.	6.	7.
1. OTIENO Ryan		Opponent W/O	10-3	10-7	10-6	10-3	10-3
2. SWALLEH RUTO Sued	W/O		W/O	W/O	W/O	W/O	W/O
3. OCHIENG Charles	3-10	Opponent W/O		3-10	6-10	10-7	10-4
4. BEKELE Tevodros	7-10	Opponent W/O	10-3		3-10	10-8	10-1
5. MAKIO Samuel	6-10	Opponent W/O	10-6	10-3		10-1	10-0
6. LUBENG Shal	3-10	Opponent W/O	7-10	8-10	1-10		9-10
7. OWEN Johnstone	3-10	Opponent W/O	4-10	1-10	0-10	10-9	

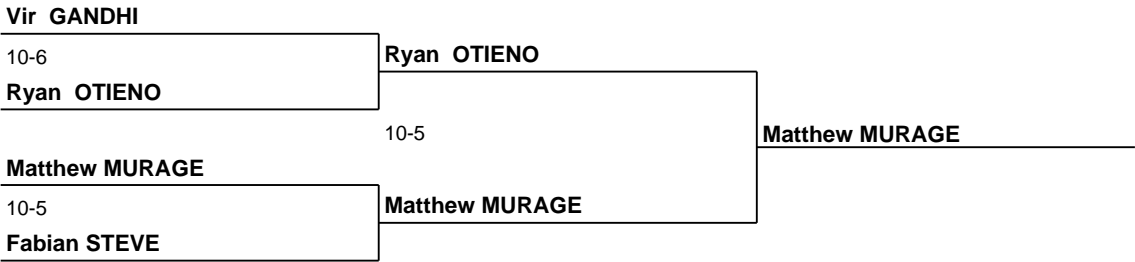
Standings	Points	Wins	Losses	Sets	Games
1. Ryan OTIENO	12	6	0	6 - 0 (100%)	56 - 22 (71.79%)
2. Samuel MAKIO	10	5	1	5 - 1 (83.33%)	52 - 20 (72.22%)
3. Tevodros BEKELE	8	4	2	4 - 2 (66.67%)	46 - 32 (58.97%)
4. Charles OCHIENG	6	3	3	3 - 3 (50%)	38 - 41 (48.1%)
5. Johnstone OWEN	4	2	4	2 - 4 (33.33%)	24 - 49 (32.88%)
6. Shal LUBENG	2	1	5	1 - 5 (16.67%)	34 - 50 (40.48%)
7. Sued SWALLEH RUTO	0	0	6	0 - 6 (0%)	0 - 36 (0%)

Box 4

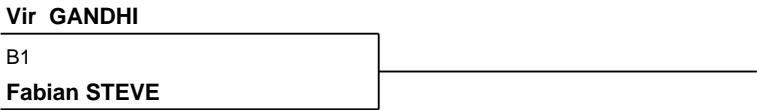
	1.	2.	3.	4.	5.	6.	7.
1. BROOK Dawit		5-10	10-9	4-10	1-10	10-9	10-9
2. SHAMA Ian	10-5		10-4	10-4	6-10	9-10	10-7
3. WANGO Mayian	9-10	4-10		10-3	6-10	10-4	10-8
4. ONGIRI Steven	10-4	4-10	3-10		2-10	4-10	1-10
5. STEVE Fabian	10-1	10-6	10-6	10-2		10-3	10-6
6. LOKI Jermaine	9-10	10-9	4-10	10-4	3-10		3-10
7. ODHIAMBO Romano	9-10	7-10	8-10	10-1	6-10	10-3	

Standings	Points	Wins	Losses	Sets	Games
1. Fabian STEVE	12	6	0	6 - 0 (100%)	60 - 24 (71.43%)
2. Ian SHAMA	8	4	2	4 - 2 (66.67%)	55 - 40 (57.89%)
3. Mayian WANGO	6	3	3	3 - 3 (50%)	49 - 45 (52.13%)
4. Dawit BROOK	6	3	3	3 - 3 (50%)	40 - 57 (41.24%)
5. Romano ODHIAMBO	4	2	4	2 - 4 (33.33%)	50 - 44 (53.19%)
6. Jermaine LOKI	4	2	4	2 - 4 (33.33%)	39 - 53 (42.39%)
7. Steven ONGIRI	2	1	5	1 - 5 (16.67%)	24 - 54 (30.77%)


1/2 Playoff



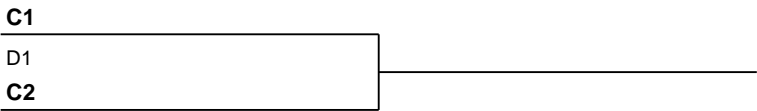
3/4 Playoff



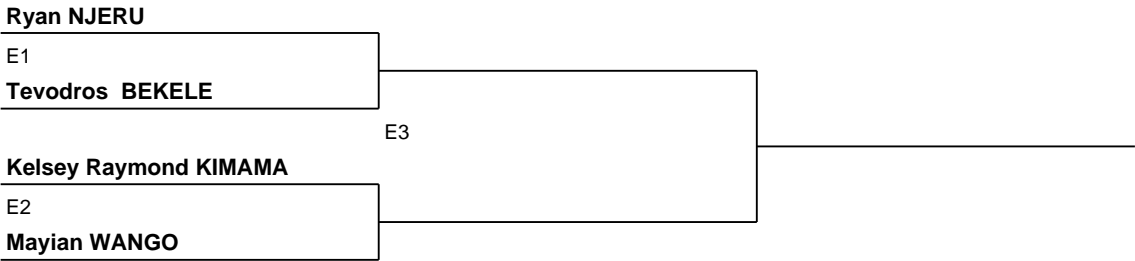
5/6 Playoff



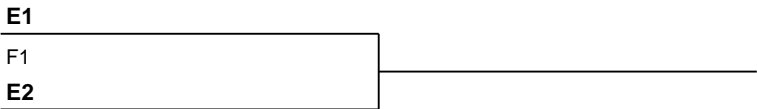
7/8 Playoff




9/10 Playoff



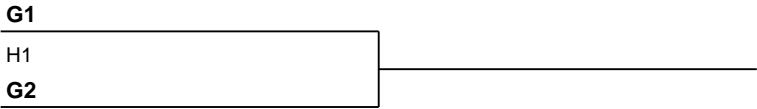
11/12 Playoff



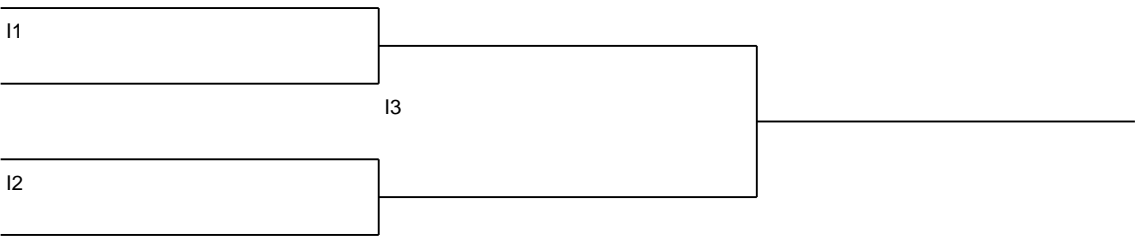
13/14 Playoff



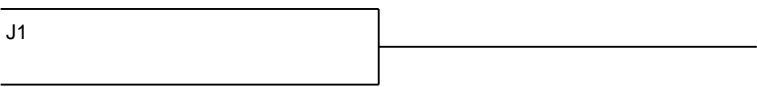
15/16 Playoff




17/18 Playoff



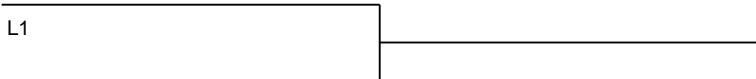
19/20 Playoff




21/22 Playoff



23/24 Playoff



25/26 Playoff



27/28 Playoff

